



survey title:

**MORS Membership Survey - 2008** [Edit Title](#)

[design survey](#)

[collect responses](#)

[analyze results](#)

- [View Summary](#)
- [Browse Responses](#)
- [Filter Responses](#)
- [Download Responses](#)
- [Share Responses](#)

current report: **Default Report** [Add Report](#)



## Response Summary

Total Started Survey: 360  
Total Completed Survey: 310 (86.1%)

[Show this Page Only](#)

Page: 2008 MORS Member Survey

### 1. What do you consider to be your primary discipline (choose one)?

	Response Percent	Response Count
Operations Research <input type="checkbox"/>	67.4%	242
Mathematics <input type="checkbox"/>	3.1%	11
Engineering <input type="checkbox"/>	10.3%	37
Computer Sciences <input type="checkbox"/>	5.0%	18
Physical Sciences <input type="checkbox"/>	2.2%	8
Social Sciences <input type="checkbox"/>	4.5%	16
Other (please specify) <input type="checkbox"/>	7.5%	27
<b>answered question</b>		<b>359</b>
<b>skipped question</b>		<b>1</b>

### 2. What is your current (or most recent) role with analysis (choose one)?

	Response Percent	Response Count
Analyst <input type="checkbox"/>	55.0%	198
Manager <input type="checkbox"/>	27.8%	100
User of analysis <input type="checkbox"/>	4.4%	16
Associated with analysts <input type="checkbox"/>	4.4%	16
Other (please specify) <input type="checkbox"/>	8.3%	30
<b>answered question</b>		<b>360</b>
<b>skipped question</b>		<b>0</b>

### 3. How long have you been in this role?

	Response Percent	Response Count
0-3 years <input type="checkbox"/>	17.5%	63

3-5 years	<input type="text"/>	14.8%	53
6-10 years	<input type="text"/>	18.1%	65
Over 10 years	<input type="text"/>	21.7%	78
Over 20 years	<input type="text"/>	27.9%	100
		<b>answered question</b>	<b>359</b>
		<b>skipped question</b>	<b>1</b>

4. What is your gender?

		Response Percent	Response Count
Male	<input type="text"/>	81.3%	291
Female	<input type="text"/>	17.6%	63
Prefer not to answer	<input type="text"/>	1.1%	4
		<b>answered question</b>	<b>358</b>
		<b>skipped question</b>	<b>2</b>

5. What is your age?

		Response Count
	 view	325
		<b>answered question</b>
		<b>325</b>
		<b>skipped question</b>
		<b>35</b>

6. What is your highest level of education?


		Response Percent	Response Count
High School Graduate	<input type="text"/>	0.6%	2
Bachelors Degree	<input type="text"/>	10.0%	36
Masters Degree	<input type="text"/>	61.1%	220
Doctorate	<input type="text"/>	27.2%	98
Multiple Doctorates	<input type="text"/>	1.1%	4
		<b>answered question</b>	<b>360</b>
		<b>skipped question</b>	<b>0</b>

Show this Page Only

Page: Evaluation of Current Offerings


1. Rate each product and benefit listed below by its importance to you.

	Very Important	Important	No Opinion	Somewhat Important	Not Important	N/A	Rating Average	Response Count
	44.4%	38.1%	6.6%			1.9%		

Annual Symposium	<b>(142)</b>	(122)	(21)	6.3% (20)	2.8% (9)	(6)	4.17	320
Special Meetings/Workshops	18.2% (58)	<b>44.7%</b> <b>(142)</b>	15.4% (49)	13.2% (42)	6.0% (19)	2.5% (8)	3.57	318
Education Colloquium	9.6% (30)	24.9% (78)	<b>34.2%</b> <b>(107)</b>	12.1% (38)	12.5% (39)	6.7% (21)	3.08	313
Workshop Reports	10.1% (31)	<b>37.5%</b> <b>(115)</b>	25.1% (77)	17.9% (55)	6.5% (20)	2.9% (9)	3.28	307
MOR Journal	19.0% (59)	<b>44.1%</b> <b>(137)</b>	15.8% (49)	15.1% (47)	3.9% (12)	2.3% (7)	3.61	311
PHALANX	19.2% (60)	<b>45.0%</b> <b>(141)</b>	14.4% (45)	12.8% (40)	5.1% (16)	3.5% (11)	3.63	313
PHALANX Online	12.3% (38)	23.9% (74)	<b>33.2%</b> <b>(103)</b>	10.6% (33)	11.9% (37)	8.1% (25)	3.15	310
Books	12.5% (39)	<b>37.3%</b> <b>(116)</b>	21.2% (66)	20.3% (63)	6.1% (19)	2.6% (8)	3.31	311
Awards and Prizes	6.3% (20)	23.7% (75)	<b>26.3%</b> <b>(83)</b>	19.9% (63)	20.6% (65)	3.2% (10)	2.75	316
Mentoring Program	8.9% (28)	26.7% (84)	<b>32.7%</b> <b>(103)</b>	13.3% (42)	12.7% (40)	5.7% (18)	3.06	315
Web Site	20.5% (65)	<b>44.8%</b> <b>(142)</b>	14.8% (47)	15.5% (49)	3.2% (10)	1.3% (4)	3.65	317
Wiki	7.1% (22)	20.0% (62)	<b>41.9%</b> <b>(130)</b>	10.6% (33)	11.9% (37)	8.4% (26)	3.00	310
Communities of Practice	13.1% (41)	<b>32.4%</b> <b>(101)</b>	29.5% (92)	11.5% (36)	7.7% (24)	5.8% (18)	3.34	312
Tutorials	12.8% (40)	<b>37.4%</b> <b>(117)</b>	22.0% (69)	16.6% (52)	6.7% (21)	4.5% (14)	3.34	313
MORS Merchandise	2.2% (7)	11.2% (35)	31.9% (100)	17.6% (55)	<b>32.6%</b> <b>(102)</b>	4.5% (14)	2.30	313
Comments regarding your choices are appreciated. 								47
<b>answered question</b>								<b>323</b>
<b>skipped question</b>								<b>37</b>

**2. Rate each product and benefit for its quality.**

	Excellent	Good	No Opinion	Needs Improvement	Needs Significant Improvement	N/A	Rating Average	Response Count
Annual Symposium	<b>52.9%</b> <b>(166)</b>	29.3% (92)	8.6% (27)	3.2% (10)	1.6% (5)	4.5% (14)	4.35	314
Special Meetings/Workshops	24.4% (76)	<b>37.3%</b> <b>(116)</b>	24.8% (77)	2.6% (8)	1.0% (3)	10.0% (31)	3.91	311
Education Colloquium	9.2% (28)	22.0% (67)	<b>48.5%</b> <b>(148)</b>	0.7% (2)	1.0% (3)	18.7% (57)	3.46	305
Workshop Reports	8.9% (27)	33.1% (101)	<b>40.3%</b> <b>(123)</b>	6.2% (19)	1.3% (4)	10.2% (31)	3.47	305
MOR Journal	21.4% (66)	<b>46.8%</b> <b>(144)</b>	20.5% (63)	3.9% (12)	1.0% (3)	6.5% (20)	3.90	308
PHALANX	26.4% (81)	<b>45.9%</b> <b>(141)</b>	17.3% (53)	4.2% (13)	1.0% (3)	5.2% (16)	3.98	307

PHALANX Online	8.8% (27)	23.9% (73)	<b>48.0% (147)</b>	2.6% (8)	1.0% (3)	15.7% (48)	3.44	306
Books	14.1% (43)	<b>35.7% (109)</b>	34.4% (105)	4.3% (13)	1.0% (3)	10.5% (32)	3.64	305
Awards and Prizes	10.9% (33)	27.3% (83)	<b>48.4% (147)</b>	2.0% (6)	0.7% (2)	10.9% (33)	3.51	304
Mentoring Program	3.6% (11)	19.4% (59)	<b>55.3% (168)</b>	5.6% (17)	1.3% (4)	14.8% (45)	3.22	304
Web Site	9.8% (30)	<b>40.5% (124)</b>	30.4% (93)	9.2% (28)	4.6% (14)	5.6% (17)	3.44	306
Wiki	1.7% (5)	16.4% (49)	<b>60.2% (180)</b>	3.0% (9)	1.3% (4)	17.4% (52)	3.17	299
Communities of Practice	3.6% (11)	25.2% (77)	<b>49.7% (152)</b>	5.9% (18)	1.6% (5)	14.1% (43)	3.27	306
Tutorials	7.5% (23)	34.6% (106)	<b>41.8% (128)</b>	3.6% (11)	1.0% (3)	11.4% (35)	3.50	306
MORS Merchandise	4.6% (14)	23.4% (71)	<b>54.6% (166)</b>	3.6% (11)	1.3% (4)	12.5% (38)	3.30	304
Comments regarding your choices are appreciated. 								37
<b>answered question</b>								<b>315</b>
<b>skipped question</b>								<b>45</b>


Show this Page Only

Page: Membership Satisfaction

1. Are you currently a member of MORS?


	Response Percent	Response Count
Yes <input type="text"/>	64.2%	201
No <input type="text"/>	35.8%	112
<b>answered question</b>		<b>313</b>
<b>skipped question</b>		<b>47</b>

2. How many years have you been a member of MORS?


	Response Count
	255
<b>answered question</b>	<b>255</b>
<b>skipped question</b>	<b>105</b>

3. Please select the top four offerings/benefits that most influenced your decision to join?


	Response Percent	Response Count
Expanding my knowledge base <input type="text"/>	79.0%	207

Networking opportunities	<input type="text"/>	76.7%	201
<b>Professional development</b>	<input type="text"/>	<b>84.7%</b>	222
Timely and relevant meeting topics	<input type="text"/>	37.4%	98
Volunteer opportunities	<input type="text"/>	6.1%	16
Discounts on meeting fees	<input type="text"/>	11.5%	30
Enhances my credibility as an OR professional	<input type="text"/>	44.3%	116
Loyalty/pride in the organization	<input type="text"/>	16.8%	44
 Other (please specify)	<input type="text"/>	9.2%	24
<b>answered question</b>			<b>262</b>
<b>skipped question</b>			<b>98</b>


**4. If you are not currently a member of MORS, please indicate up to three reasons why you are not a member.**

		Response Percent	Response Count
I do not find any value in membership.	<input type="text"/>	12.0%	22
I do not have time to participate fully in MORS offerings.	<input type="text"/>	29.5%	54
Membership fees are too high.	<input type="text"/>	17.5%	32
My membership has recently lapsed and I plan to renew.	<input type="text"/>	12.6%	23
Sign me up! I just need to know how to join.	<input type="text"/>	3.8%	7
Tell me more! I did not know that membership was an option.	<input type="text"/>	5.5%	10
<b>N/A</b>	<input type="text"/>	<b>38.3%</b>	70
 Other (please specify)	<input type="text"/>	20.8%	38
<b>answered question</b>			<b>183</b>
<b>skipped question</b>			<b>177</b>

**5. What two additional benefits of membership would be most appealing to you?**

		Response Percent	Response Count
Members only networking during events and meetings.	<input type="text"/>	28.5%	78
Members only social functions.	<input type="text"/>	11.3%	31
<b>Job and resume postings.</b>	<input type="text"/>	<b>54.7%</b>	150
Discounts on MORS books/publications.	<input type="text"/>	53.6%	147
Scholarships	<input type="text"/>	12.0%	33
 Other (please specify)	<input type="text"/>	14.2%	39
<b>answered question</b>			<b>274</b>
<b>skipped question</b>			<b>86</b>

**6. Do you volunteer to support MORS?**

	Response Percent	Response Count
Yes <input type="checkbox"/>	14.8%	45
Yes - I enjoy helping MORS develop as a Society <input type="checkbox"/>	13.8%	42
Yes - I consider this part of my professional development <input type="checkbox"/>	17.7%	54
Yes - My boss makes me <input type="checkbox"/>	1.0%	3
<b>No</b> <input type="checkbox"/>	<b>26.6%</b>	<b>81</b>
No - I don't know how to volunteer <input type="checkbox"/>	11.1%	34
No - I don't have the time <input type="checkbox"/>	17.4%	53
 Other (please specify) <input type="checkbox"/>	11.8%	36
<b>answered question</b>		<b>305</b>
<b>skipped question</b>		<b>55</b>

**7. If you do volunteer for MORS, do you see your contribution as a part of your ongoing professional development?**

	Response Percent	Response Count
Yes <input type="checkbox"/>	49.4%	116
No <input type="checkbox"/>	7.7%	18
N/A <input type="checkbox"/>	43.0%	101
<b>answered question</b>		<b>235</b>
<b>skipped question</b>		<b>125</b>

**8. How many times have you recommended a MORS event, product, or MORS membership to someone in the last year?**

	Response Percent	Response Count
0 <input type="checkbox"/>	16.2%	50
1-5 <input type="checkbox"/>	64.6%	199
6-10 <input type="checkbox"/>	12.0%	37
11-20 <input type="checkbox"/>	3.2%	10
Over 20 <input type="checkbox"/>	3.9%	12
<b>answered question</b>		<b>308</b>
<b>skipped question</b>		<b>52</b>

**9. How many new individuals have you met through MORS events or activities in the last year?**

	Response Percent	Response Count
0 <input type="checkbox"/>	32.4%	100
1-5 <input type="checkbox"/>	30.1%	93

6-10	<input type="text"/>	25.2%	78
11-20	<input type="text"/>	4.9%	15
Over 20	<input type="text"/>	7.4%	23
<b>answered question</b>			<b>309</b>
<b>skipped question</b>			<b>51</b>

**10. Do you cite your MORS activities and/or involvement on your resume?**

		Response Percent	Response Count
Yes	<input type="text"/>	57.1%	178
No	<input type="text"/>	31.1%	97
N/A	<input type="text"/>	11.9%	37
<b>answered question</b>			<b>312</b>
<b>skipped question</b>			<b>48</b>

Show this Page Only


Page: Meetings

**1. How many MORS Special Meetings have you attended within the last year?**

		Response Percent	Response Count
0	<input type="text"/>	70.1%	216
1	<input type="text"/>	21.4%	66
2	<input type="text"/>	6.8%	21
3	<input type="text"/>	0.6%	2
4	<input type="text"/>	1.0%	3
<b>answered question</b>			<b>308</b>
<b>skipped question</b>			<b>52</b>

**2. Does MORS offer enough special meetings?**

		Response Percent	Response Count
Too many	<input type="text"/>	3.6%	10
Just the right amount	<input type="text"/>	61.4%	170
Not enough	<input type="text"/>	10.1%	28
Other Opinion	<input type="text"/>	24.9%	69
<b>answered question</b>			<b>277</b>
<b>skipped question</b>			<b>83</b>

 view

**3. Do you plan to attend the following upcoming MORS events?**

	Definitely Attend	Likely	Not Sure	Unlikely	Definitely not Attend	Rating Average	Response Count
Cyber Analysis Workshop, 28-30 October 2008, Whitney, Bradley and Brown, Reston, VA	4.7% (14)	7.6% (23)	12.0% (36)	25.9% (78)	<b>49.8% (150)</b>	1.91	301
Understanding the Consequences of Catastrophic Events: Using Methods and Tools to Analyze and Manage Incidents, 18-20 November 2008, Virginia Modeling and Simulation Center, Suffolk, VA	2.0% (6)	9.4% (28)	17.1% (51)	30.4% (91)	<b>41.1% (123)</b>	2.01	299
Strengthening the Next QDR through Timely and Relevant Analysis, 13-15 January 2009, ANSER Conference Center, Shirlington, VA	2.7% (8)	7.5% (22)	20.0% (59)	30.2% (89)	<b>39.7% (117)</b>	2.03	295
Irregular Warfare II, 3-5 February 2009, MacDill AFB, FL	4.4% (13)	13.1% (39)	17.5% (52)	29.3% (87)	<b>35.7% (106)</b>	2.21	297
2009 Education and Professional Development Colloquium, 8-9 April 2009, Virginia Modeling and Simulation Center, Suffolk, VA	2.4% (7)	11.5% (34)	19.0% (56)	30.5% (90)	<b>36.6% (108)</b>	2.13	295
Interagency, 13-16 April 2009, ANSER Conference Center (HSI), Shirlington, VA	0.7% (2)	6.8% (20)	20.1% (59)	32.1% (94)	<b>40.3% (118)</b>	1.96	293
77th MORS Symposium, 16-18 June 2009, Fort Leavenworth, Kansas	24.2% (74)	<b>30.1% (92)</b>	24.8% (76)	12.4% (38)	8.5% (26)	3.49	306
					<b>answered question</b>		<b>309</b>
					<b>skipped question</b>		<b>51</b>


Show this Page Only

Page: Evaluation of Future Initiatives


1. Have you read the MORS Five-Year Plan? (Visit [www.morsnet.pbwiki.com](http://www.morsnet.pbwiki.com) to view the plan.)

	Response Percent	Response Count
Yes <input type="text"/>	18.1%	56
No <input type="text"/>	81.9%	253
	<b>answered question</b>	<b>309</b>
	<b>skipped question</b>	<b>51</b>


2. In general, do you agree with the contents of the MORS Five Year Plan?

	Response Percent	Response Count
Yes <input type="text"/>	76.4%	68
No <input type="text"/>	23.6%	21
Why or why not? 		54
	<b>answered question</b>	<b>89</b>
	<b>skipped question</b>	<b>271</b>

3. Do you agree with MORS expanding its reach beyond the military into national security?

	Response Percent	Response Count
Yes <input type="checkbox"/>	94.1%	270
No <input type="checkbox"/>	5.9%	17
Why or why not? 		90
<b>answered question</b>		<b>287</b>
<b>skipped question</b>		<b>73</b>

4. Do you agree with MORS expanding beyond operations research to include all disciplines supporting analysis?

	Response Percent	Response Count
Yes <input type="checkbox"/>	76.8%	219
No <input type="checkbox"/>	23.2%	66
Why or why not? 		106
<b>answered question</b>		<b>285</b>
<b>skipped question</b>		<b>75</b>

5. MORS has begun posting information on a wiki (www.morsnet.pbwiki.com). Have you visited the MORSnet site?

	Response Percent	Response Count
Yes <input type="checkbox"/>	22.9%	70
No <input type="checkbox"/>	77.1%	236
<b>answered question</b>		<b>306</b>
<b>skipped question</b>		<b>54</b>

6. Is the MORSnet wiki information useful to you?


	Response Percent	Response Count
Not useful <input type="checkbox"/>	4.7%	13
Sort of useful <input type="checkbox"/>	10.8%	30
Useful <input type="checkbox"/>	10.4%	29
Very useful <input type="checkbox"/>	1.4%	4
N/A <input type="checkbox"/>	72.8%	203
<b>answered question</b>		<b>279</b>
<b>skipped question</b>		<b>81</b>

7. MORS has established a LinkedIn group to support/encourage networking. Are you currently part of LinkedIn?


	Response Percent	Response Count
Yes <input type="checkbox"/>	27.4%	83

No	<input type="text"/>	72.6%	220
		<b>answered question</b>	<b>303</b>
		<b>skipped question</b>	<b>57</b>


**8. Is the MORS Group on LinkedIn a worthwhile venture?**

		Response Percent	Response Count
Yes	<input type="text"/>	20.2%	56
No	<input type="text"/>	4.7%	13
Not sure	<input type="text"/>	75.1%	208
Why or why not?		 view	49
		<b>answered question</b>	<b>277</b>
		<b>skipped question</b>	<b>83</b>


**9. MORS is considering art to reflect our history and culture. Do you feel that this initiative is worthwhile?**

		Response Percent	Response Count
Yes	<input type="text"/>	47.5%	125
No	<input type="text"/>	52.5%	138
Why or why not?		 view	70
		<b>answered question</b>	<b>263</b>
		<b>skipped question</b>	<b>97</b>

**10. MORS has started conducting virtual meetings. Would you participate in a virtual meeting?**


		Response Percent	Response Count
Yes	<input type="text"/>	53.1%	162
No	<input type="text"/>	9.8%	30
I don't know	<input type="text"/>	37.0%	113
Why or why not?		 view	73
		<b>answered question</b>	<b>305</b>
		<b>skipped question</b>	<b>55</b>

**11. MORS is starting a classified journal on the SIPRNET (MORS-S). Would you be in support of this initiative?**

		Response Percent	Response Count
Yes	<input type="text"/>	79.4%	228
No	<input type="text"/>	20.6%	59
MORS members, please submit your SIPRNET address to gain access to MORS-S		 view	72

<i>answered question</i>	287
<i>skipped question</i>	73





12. Please take a moment to describe your vision of MORS for the future.

	<b>Response Count</b>
 view	93
<i>answered question</i>	93
<i>skipped question</i>	267


Show this Page Only

Page: Final Comments


1. Please rate your level of overall satisfaction with MORS.

	Response Percent	Response Count
Very satisfied 	31.6%	96
<b>Satisfied</b> 	<b>51.6%</b>	<b>157</b>
Somewhat satisfied 	13.2%	40
Not satisfied 	3.6%	11
<i>answered question</i>		<b>304</b>
<i>skipped question</i>		<b>56</b>

2. If you could pass along just one piece of feedback to the MORS board (on any MORS matter/idea/program/future vision, etc.) what would it be?

	<b>Response Count</b>
 view	131
<i>answered question</i>	131
<i>skipped question</i>	229

3. Final thoughts/comments/suggestions/feedback?

	<b>Response Count</b>
 view	37
<i>answered question</i>	37
<i>skipped question</i>	323

4. How did you learn about MORS?

	Response Percent	Response Count
--	------------------	----------------

<b>Professional Contact/Co-Worker</b>	<input type="text"/>	<b>84.9%</b>	254
Supervisor/Team Lead	<input type="text"/>	12.7%	38
PHALANX/MOR Journal	<input type="checkbox"/>	5.0%	15
MORS Advertisement/Email	<input type="checkbox"/>	4.3%	13
Radio		0.0%	0
MORS Website	<input type="checkbox"/>	2.7%	8
If you found MORS during an Internet search, which search engine did you use?		<input type="text" value="view"/>	15
<b>answered question</b>			<b>299</b>
<b>skipped question</b>			<b>61</b>

**5. If you would like for someone from the MORS staff to contact you regarding your answers, questions or concerns please complete below.**

		<b>Response Percent</b>	<b>Response Count</b>
<input type="text" value="view"/>	Name:	86.7%	39
<input type="text" value="view"/>	Company:	77.8%	35
<input type="text" value="view"/>	Address:	66.7%	30
<input type="text" value="view"/>	Address 2:	20.0%	9
<input type="text" value="view"/>	City/Town:	66.7%	30
<input type="text" value="view"/>	State:	60.0%	27
<input type="text" value="view"/>	ZIP/Postal Code:	68.9%	31
<input type="text" value="view"/>	Country:	64.4%	29
<input type="text" value="view"/>	<b>Email Address:</b>	<b>97.8%</b>	<b>44</b>
<input type="text" value="view"/>	Phone Number:	64.4%	29
<b>answered question</b>			<b>45</b>
<b>skipped question</b>			<b>315</b>

[We're Hiring!](#) [Anti-Spam Policy](#) [Terms of Use](#) [Privacy Statement](#) [Opt Out/Opt In](#) [Contact Us](#)

Copyright ©1999-2008 SurveyMonkey.com. All Rights Reserved. No portion of this site may be copied without the express written consent of SurveyMonkey.com. 35